



apple to zebra

apple to zebra

MOTHER
GOOSE
CLUB.®



TRY THIS!



- Ask your child to repeat after you as you say the letter names.
- Focus on reading letters, not words.
- Point to the letters and trace them with your fingers.
- Open up the book to a new page each time you read and play games like 'I Spy' to engage your child in learning lower-case letters.
- Sing along to the "apple to zebra" video while reading the book!




a




apple

b



button

c




camel

d



doctor

e



e ggplant

f




f armer

g




garlic

h



hammer

i




igloo

j



jacket

k



kiwi

l




lion

m



mermaid

n




necklace

o



ostrich

p




panda

q



question

r




rainbow

S



spider

t



tiger

u




umpire

v



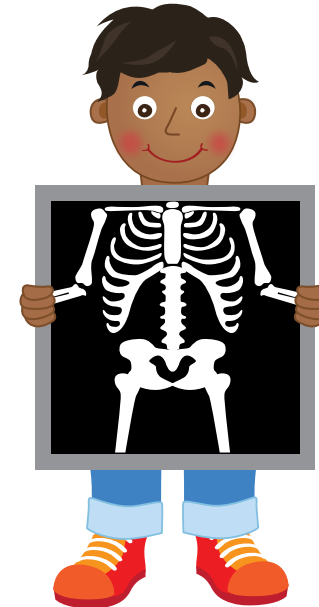
vulture

W




window

X




x-ray

y



yellow

z




zebra



a



b



c



d



e



f



g



h



i



j




k



l



m



n



o



p



q



r



s




t




u




v



w



x



y



z