



I



F

M



C



L




J



Is for Alphabet

K




A



D



G




B




E




TRY THIS!



- Ask your child to repeat after you as you say the letter names.
- Focus on reading letters, not words.
- Point to the letters and trace them with your fingers.
- Use the last two pages to play a rhyming memory game! Say the words depicted in the illustrations to find two that rhyme.
- Sing along to the "A Is for Alphabet" video while reading the book!





A is for **a**rrow.



B is for **b**all.



C is for castle.



D is for doll.



E is for elbow.



F is for five.



G is for **g**arden.



H is for **h**ive.



I is for ice cream.



J is for jam.




K is for **k**itten.



L is for **l**amb.



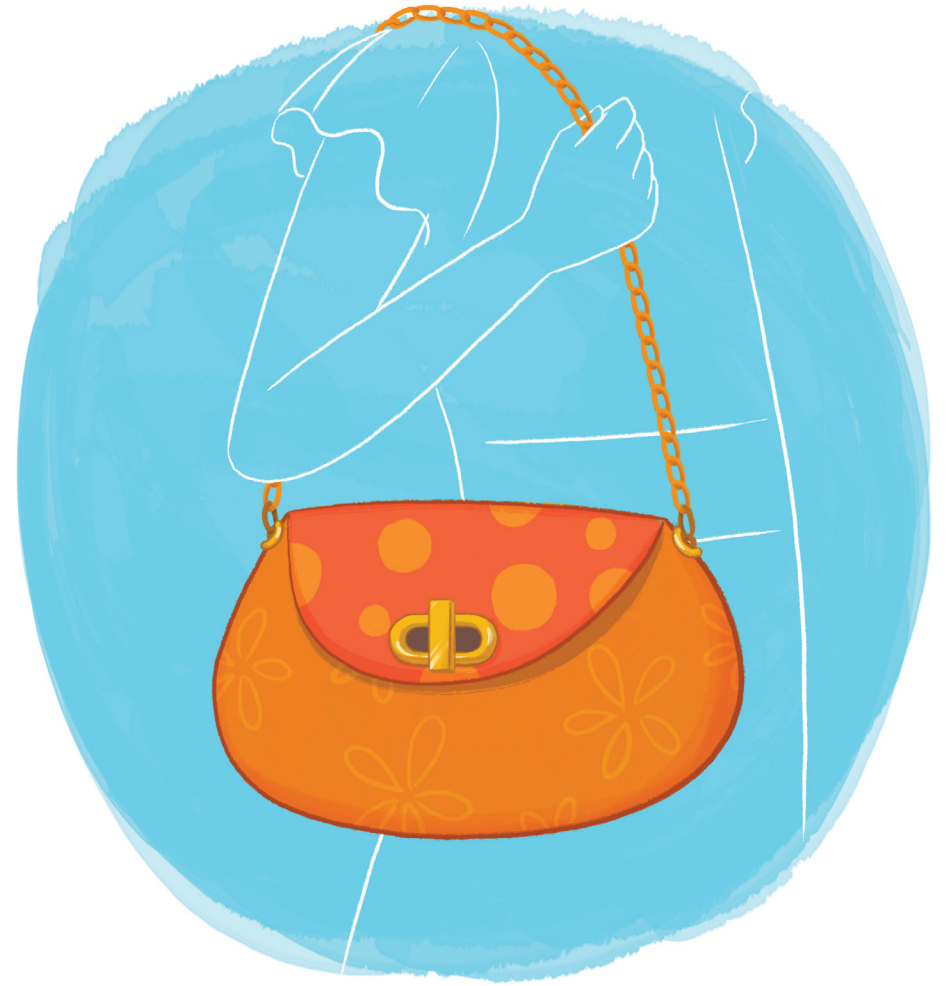
M is for **m**onkey.



N is for **n**urse.




O is for ostrich.




P is for purse.



Q is for **q**uestion.



R is for **r**ose.



S is for **s**andwich.



T is for **t**oes.



U is for **u**mbrella.



V is for **v**alentine's Day.



W is for **w**atch.




X is for **x**-ray.



Y is for yellow, yo-yo
and you!



Z is for zebra, zero
and zoo!



Aa



Bb



Cc




Dd



Ee



Ff



Gg



Hh



Ii



Jj



Kk



Ll



Mm



Nn



Oo




Pp



Qq



Rr



Ss



Tt



Uu



Vv



Ww



Xx



Yy



Zz