

★ Say the names out loud. Trace and write the names.



Red Hen

Red Hen

Red Hen

Red Hen

Red Hen

Red Hen



Cop Cat

Cop Cat

Cop Cat

Cop Cat

Cop Cat

Cop Cat



Writing names is a powerful way to boost early literacy because it's personal, meaningful, and reinforces letter-learning.

★ Point to the picture. Say the word. Trace and write the word.



wet

wet



red

red



hen

hen

10

ten

ten



jet

jet



bed

bed

★ Match the word with the picture.

men

gem

net

leg

web

vet

pen

red



CVC words (three-letter consonant-vowel-consonant words) are like training wheels for reading. They're easy for beginners to read but teach the phonics foundation needed for harder words later.

★ Match the word with the picture. Write the word.

zap



bad

bad



zap

mad



zap

rap



fat

zag



mad

fat



rap

★ Point to the picture. Say the word. Write the beginning letter.



rat



tap



can




jam



zag



sad



bad



cap



cat



Identifying the beginning sound helps kids listen closely to the first part of a word.

★ Read the word aloud. Check the picture that matches the word.

can



mad



tap



rat



fat



sad



cat



zag



bad



★ Point to the picture. Say the word. Write the correct vowel.

a

e



r e d



c a p



w e b



m a d



j e t



j a m



r a t



g e m



h e n



Identifying middle vowel sounds in short words helps beginner readers decode and pronounce words accurately.

★ Point to the picture. Say the word. Circle the word that matches the picture.



mad men




rat red



jet jam



gem jam



bed bad



hen ham



web wet


10

ten tap



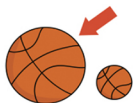
cap can

★ Point to the picture. Say the word. Trace and write the word.



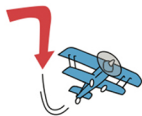
lid

lid



big

big



dip

dip



zig

zig



fix

fix



kid

kid



Writing reinforces phonics learning by helping kids connect sounds to letters, making the relationship between spoken and written language clearer.

★ Match the word with the picture.

win

big

dip

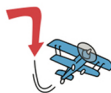
fix

zig

dig

lid

kid



★ Point to the picture. Say the word. Write the correct vowel.

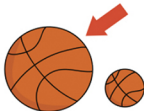
e i



w e t



f i x



b i g



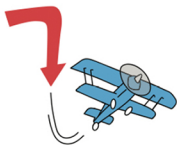
g e m



l i d



h e n



d i p



w e b



p e n

★ Point to the picture. Say the word. Trace and write the word.



dog

dog



fox

fox



cop

cop



hot

hot



mop

mop



hop

hop

★ Point to the picture. Say the word. Write the correct vowel.

e

o



b o x



p e n



w e t



w e b



l e g



d o g



h e n



c o p



l o g

★ Circle the word that matches the picture on the left.



hot

hen

hop



cap

cop

can



mad

mop

mix



fox

fat

fix



leg

lid

log



big

bad

box



dip

dog

dig



kid

cop

cat



Similar words often look alike but have different vowels, like "pen" and "pin."
Choosing the right one helps kids connect letters to the correct sound and word meaning.

★ Match the word with the picture. Write the word.

gum



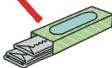
tug

cut



bun

run



gum

sun



run

bun



cut

tug



sun

★ Point to the picture. Say the word. Write the correct vowel.

e u



run



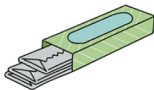
net



cut



vet



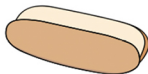
gum



red



men



bun



tug

★ Point to the picture. Say the word. Circle the word that matches the picture.



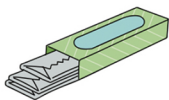
cut cat




rap run

10

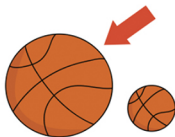
tap ten



gem gum



sun sad



bun big



hop hot



tag tug



run rat

★ Point to the picture. Say the word. Write the ending letter.



hen



lid



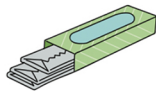
gem



cap



dog



gum



jet



fix



web



Recognizing ending sounds is a key skill for early readers. This activity helps them distinguish different sounds (phonemes) in a word.

★ Point to the picture. Say the word. Write the correct vowel.

a

e

i

o

u



z i g



l e g




b o x




r u n



j e t



n e t



b a d



f o x



c a n

★ Unscramble the word. Write the word.



tfa

fat



etv

vet



gid

dig



deb

bed



tje

jet



usn

sun



niw

win



pmo

mop



Unscrambling letters to correctly spell a word allows students to recognize spelling patterns.

★ Match the word with the picture that rhymes.

wet

ten

dog

rat

red

big

sun



fox



Listening to or saying rhymes helps kids notice sound patterns, making it easier to recognize sounds in words.

★ Write each word in the correct column with its word family.

pen	cop	map	lid	men	hop	kid
mop	rap	hen	cap	zap	ten	tap



Repeated exposure to word families like "dog," "fog," and "log" helps kids recognize these words by sight, speeding up reading.

★ Point to the picture. Say the word. Write the beginning and ending letter.



tug



dig



net



vet



hot



log



can



cut



bed

★ Point to the picture. Say the word. Trace the beginning letter.



gem



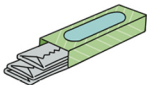
giraffe




giant



goat



gum



gas

★ Point to the picture. Say the word. Write the correct sight word.

a

an



an ox



a rat



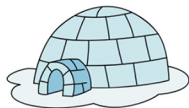
an egg



a hen



a fox



an igloo



a jet



an ax



an otter



Understanding how to read and use articles like "a" and "an" is important for early readers. These little words help make sentences clear and support reading fluency.

★ Sound out these sight words. Write the words.

and

and

and

and

has

has

has

has

get

get

get

get

★ Sound out these sight words. Write the words.

in

in

in

in

is

is

is

is

it

it

it

it



Sight words help children become faster and more fluent readers. Encourage your child to learn all the sight words on this page by heart.

★ Read the sentence. Draw a line to the matching picture.

The gem is red.

The hen is wet.

A fox is in the net.

The cop has an ox.

This cat is mad.

The cat and the dog run.



If reading the short sentences on this page is a challenge, help your child sound out the words they don't know.

★ Point to the picture. Say the word. Trace the letters.

sh

sh sh sh sh sh

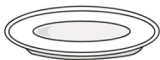
sh sh sh sh sh




cash



crash




dish




fish

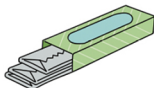

★ Circle the words that end with the digraph sh.




-sh



★ Circle the words that begin with the digraph sh.



★ Circle the words that begin with the digraph th.



th



10



★ Learn the sight words "the" and "this." Trace and write the words.

th

th th th th th

th th th th th

the

the

the

the

the

this

this

this

this

this

★ Check the digraph that begins the word.

3


th
☒

sh
☐



th
☐

sh
☒



th
☒

sh
☐



th
☐

sh
☒



th
☐

sh
☒



th
☒

sh
☐



th
☐

sh
☒



th
☒

sh
☐



th
☒

sh
☐

★ Point to the picture. Say the word. Trace the letters.


-ack

ack ack ack ack ack

ack ack ack ack ack




back



tack



pack

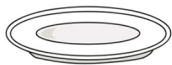


snack



The ck ending always makes a single k sound. Learning this pattern helps kids decode words that end in ck.


★ Check the digraph that ends the word.



sh



ck



sh




ck



sh



ck



sh



ck



sh



ck



sh



ck



sh



ck



sh



ck



sh



ck



★ Match the word with the picture.

pack

back

snack

black

quack

tack

crack

sack



★ Point to the picture. Say the word. Trace the letters.


cl

cl cl cl cl cl

cl cl cl cl cl



clap



clam



clip



clock

★ Point to the picture. Say the word. Trace the letters.

gl

gl gl gl gl gl

gl gl gl gl gl



glad



glue



glove



glasses

★ Point to the picture. Say the word. Circle the beginning blend.



gl

cl



gl

cl



gl

cl



gl

cl




gl

cl



gl

cl



gl

cl



gl

cl



gl

cl




Consonant blends like cl and gl require students to hear and blend two sounds together. This skill helps them read words that are more complex than CVC words.

★ Point to the picture. Say the word. Trace the letters.

cr

cr cr cr cr cr


cr cr cr cr cr



crab



cross



crib



crash

★ Point to the picture. Say the word. Trace the letters.


dr

dr dr dr dr dr

dr dr dr dr dr



drum



drill



dress



dragon


★ Point to the picture. Say the word. Circle the beginning blend.



cr dr



cr dr




cr dr



cr dr




cr dr



cr dr



cr dr



cr dr



cr dr



When kids practice consonant blends like cr and dr, they learn to tackle trickier beginning sounds and expand their decoding skills.

★ Point to the picture. Say the word. Write the beginning blend.

cr

dr



drum



crab




crash



crib



dress



drill



drink



dragon



cross

★ Match the word with the picture.

clam

dress

clap

glad

drum

crab

clip

crash



With longer words, encourage your child to break up the word into chunks and sound out the beginning, middle, and end before blending it together.

★ Point to the picture. Say the word. Trace the letters.


sn

sn sn sn sn sn

sn sn sn sn sn



snap



snack



snail



snake

★ Point to the picture. Say the word. Trace the letters.

sp

sp sp sp sp sp

sp sp sp sp sp




spin



spot



spoon





spider

★ Circle the words that begin with the sp blend.



sp



★ Point to the picture. Say the word. Trace the letters.

spl

spl spl spl spl spl

spl spl spl spl spl



splat

splat

splat

splat



splash

splash

splash

splash

★ Point to the picture. Say the word. Circle the beginning blend.



sp spl



sn sp




sn spl



sp spl



sn sp



sp spl



spl sn



sn sp



spl sp



Sn, sp, and spl words are common in early reading books. Mastering these blends will help kids read faster without sounding out every letter.

★ Point to the picture. Say the word. Trace the letters.

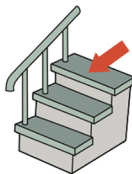
st

st st st st st

st st st st st



stop



step

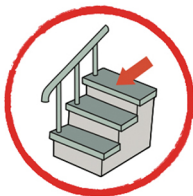


fast




vest

★ Circle the words that begin with the st blend.



st



★ Point to the picture. Say the word. Trace and write the word.



vest

vest



nest

nest



west

west



fast

fast



cast

cast



past

past

★ Point to the picture. Say the word. Write the correct beginning blend.

sn st sp spl



stop



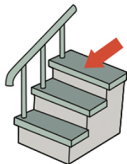
snap




spin



splash



step



snack



splat



spot




stick

★ Point to the picture. Say the word. Write the correct ending letters.

st

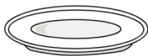
sh



fish



fast



dish



vest



nest



cast



crash



trash



cash



Sounding out words that end in st requires kids to blend the final s and t into one smooth sound and demonstrates how blends can come at the end of a word.

★ Circle the picture that matches the word on the left.

stop



nest



spin



spot



vest



snap



step



fast



★ Match the word with the picture that rhymes.

back

spin

cop

cast

dish

cash

vest

cat



★ Write each word in the correct column with its word family.

mad back clap snap glad tack
rap bad snack sad pack tap

-ad

bad

mad

glad

sad

-ap

rap

clap

snap

tap

-ack

tack

back

snack

pack



Since word families share spelling patterns, kids can learn to spell one word and apply it to others.

★ Point to the picture. Say the word. Trace the letters.

SS

SS

SS

SS

SS

SS

SS

SS


SS

SS

SS



dress



kiss



floss



glass

★ Point to the picture. Say the word. Write the correct ending letters.


sh

ss

ck



dress



dish



tack



crash



kiss




back



floss



pack



fish

★ Circle the picture that ends with the letters on the left.

ck



ss



sh



ss



ck



ss



sh



ck



QUIZ 1

HOW MANY DID YOU GET CORRECT?
CHECK YOUR ANSWERS AT THE BACK

12

★ Point to the picture. Say the word. Circle the word that matches the picture.



gem gum



hot hen



red run



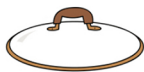
cop cap



bed bad



cat cut



lid log



web wet

10

ten tap



jam jet



dog dig

6

sax six

QUIZ 2

HOW MANY DID YOU GET CORRECT?
CHECK YOUR ANSWERS AT THE BACK

8

★ Circle the picture that rhymes with the word on the left.

net



fox



log



sun



ten



dip



stop



win



QUIZ 3

HOW MANY DID YOU GET CORRECT?
CHECK YOUR ANSWERS AT THE BACK

9

★ Read the word aloud. Check the picture that matches the word.

clap



sad



spin



pack



crab



glad



snap



crash



black



QUIZ 4

HOW MANY DID YOU GET CORRECT?
CHECK YOUR ANSWERS AT THE BACK

12

★ Point to the picture. Say the word. Circle the beginning blend.



cl gl



cl gl



cr dr



cr dr



cr dr



sn sp




sn sp



sn sp



sp st



sn sp



cl cr



cl cr