

★ Say the names out loud. Trace and write the names.



Mad Duck


Mad Duck

Mad Duck

Mad Duck

Mad Duck

Mad Duck



Duck Bot

Duck Bot

Duck Bot

Duck Bot

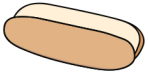
Duck Bot

Duck Bot



Correct letter formation is a foundational skill. Teach your child to write letters from the correct starting point, in the proper direction, and with consistent strokes.

★ Point to the picture. Say the word. Trace and write the word.



bun

bun



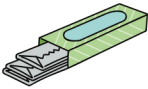
bus

bus



fun

fun



gum

gum



mud

mud



lug

lug



Fat Cat worksheets emphasize letter formation and writing practice. These key activities form brain connections and boost learning.


★ Point to the picture. Say the word. Write the beginning letter.



bug




cut



sun




run



nut




fun



gun



lug



cup



Identifying the beginning sound of a word helps a child develop phonological awareness, the understanding that spoken language is made up of smaller units of sound.

★ Match the word with the correct picture. Write the word.

hut



cut

run



hug

hug



run

cut



hut

up



pup

pup



up

★ Read the word aloud. Check the picture that matches the word.

lug



pup



fun



bus



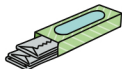
hut



cup



gum



bun



cut



★ Match the word with the correct picture.

sun

nut

cup

bus

mud

gun

tug


hug




★ Point to the picture. Say the word. Circle the word that matches the picture.



hug bug




gum up



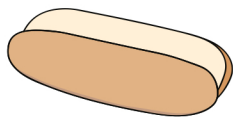
cup cut



pup mud




lug tug



bus bun



sun fun



run gun

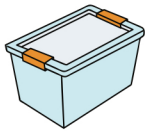


nut hut



In this exercise, students practice differentiating words that look and sound similar, a key step to reading fluency.

★ Point to the picture. Say the word. Trace and write the word.



bin

bin




fin

fin



wig

wig



big

big



hit

hit



sit

sit



When tracing and writing letters and words, make sure your child uses the tripod grip.



★ Point to the picture. Say the word. Write the correct ending sound.

g n t



pin



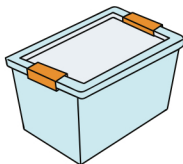
hit



wig



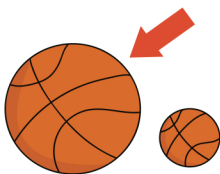
dig



bin



sit



big



wig



fin

★ Read the word aloud. Check the picture that matches the word.

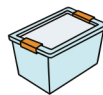
bug



hit



bun



fin



sit



cut



win



dig



pin



Identifying ending sounds helps children break down spoken words into individual sounds, an important phonics skill.

★ Match the word with the correct picture.

man

can

cat

lab

mad

sad

zap

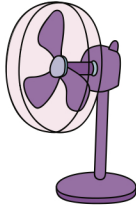
fat



★ Point to the picture. Say the word. Write the beginning letter.




sad



fan



can



lab




fat




mad



pan

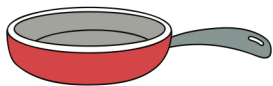


zap



cat

★ Point to the picture. Say the word. Circle the word that matches the picture.



pan pin




mud man



sad sit



fan fun



cut cat



fat fin



mad man



lab lug



can cup



CVC (consonant-vowel-consonant) words are important to early readers because they can be easy to decode and learning them helps boost confidence.

★ Match the word with the correct picture. Write the word.

bot



fox

box



cop

cop




box

fox



hot

mop



bot

hot



mop

★ Point to the picture. Say the word. Circle the word that matches the picture.



fox fan



mud mop




hut hot



bus box



mad man



bot bun



fat fun



hit hug



cop cup

★ Point to the picture. Say the word. Write the correct short vowel.

a

e

i

o


u




bus



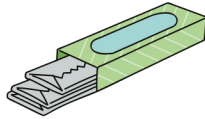
hit



lab



bot



gum



sit



box



cut



wet



Identifying middle vowel sounds in short words helps beginner readers decode words and pronounce them accurately.

★ Match the word with the correct picture.

pen

wet

jet

bed

red

vet

leg

ten

10



★ Circle the word that matches the picture on the left.



hot

hen

hug



cup

cop

can



mad

mop

mud



pan

pin

pen



lug

lab

leg



big

bot

bug



win

wet

wig



bed

bus

box

★ Write each word in the correct column with its word family.

bin fin can fun bun fan
pan pin win man gun sun

-in

bin

fin

pin

win

-an

can

fan

pan

man

-un

fun

bun

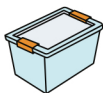
gun

sun



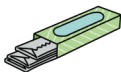
Word families help children recognize patterns in words, a foundational skill for reading.

★ Unscramble the word. Write the word.



nib

bin



umg

gum



tcu

cut



das

sad




ewt

wet



nac

can



tob

bot



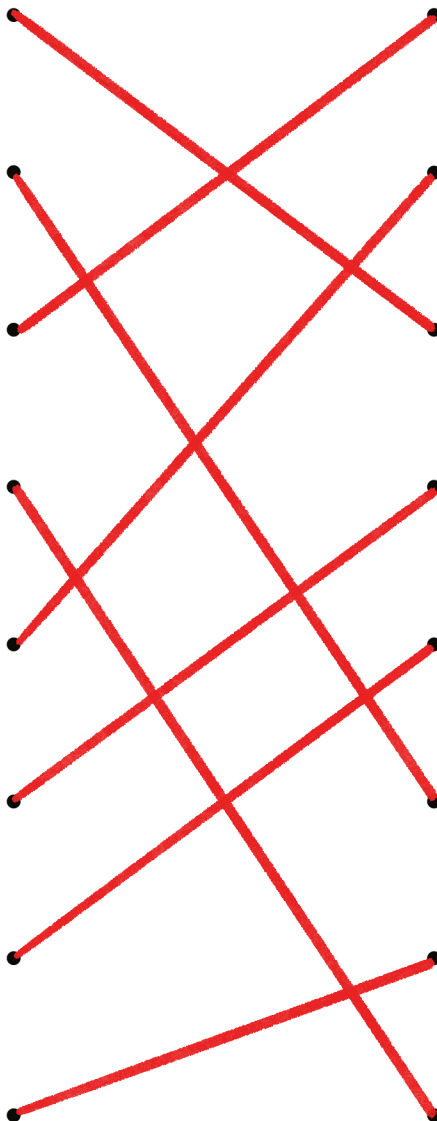

ihT

hit




Unscrambling words not only reinforces phonics and vocabulary, it helps children develop critical thinking skills.

★ Match the pictures that rhyme.

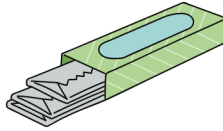


Rhyming activities help children anticipate patterns in words which aids in memory and retention of phonics skills.

★ Point to the picture. Say the word. Write the word under the picture.




lab



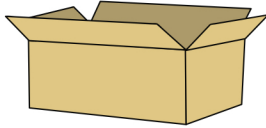
gum




bus



wet



box



cut



hit



sad



mud

★ Circle the picture that matches the short vowel on the left.

o



a



i



u



o




a



e



o



★ Learn the sight word “the.” Practice tracing “the.”

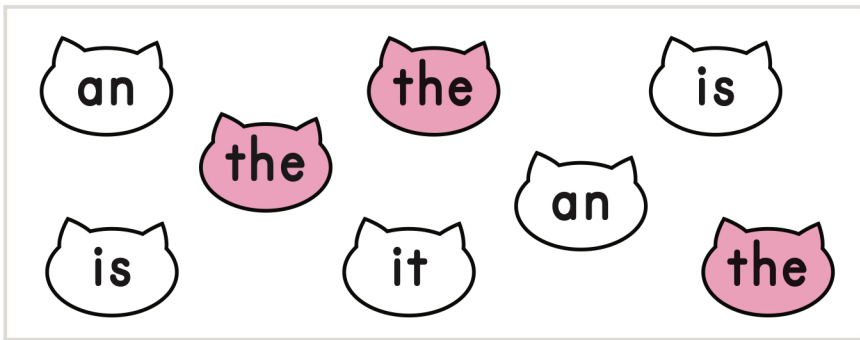
the the the the

the the the the

★ Find the word “the” four times.

h	a	e	s	i	h	t	g
d	t	h	e	a	n	h	s
t	h	i	s	t	h	e	c
b	e	f	t	h	e	w	a

★ Color the word “the.”




Sight words, or high frequency words, can sometimes be tricky to sound out. It's helpful to learn these words by heart.

★ Learn the sight word "this." Practice tracing "this."

this this this this

this this this this

★ Color the word "this."



★ Check the picture that matches the sentence.

This is wet.



This is hot.



This is red.



★ Match and circle the correct sight word.

the

a it has
and **the**

this

his the
in **this** an

in

is an and
in it

is

this his it a
 is

it

it this
the is in

an

and in **an** has
 a

★ Point to the word. Say the word. Trace and write the word.

the

the

the

this

this

this

thin

thin

thin

think

think

think

thud

thud

thud

thump

thump

thump

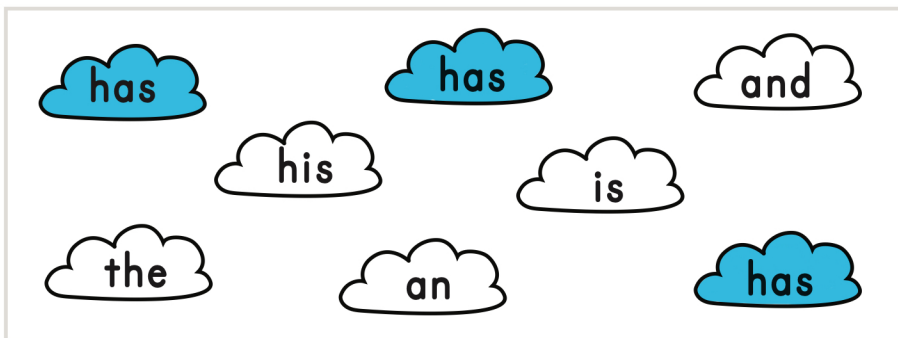


The digraph th makes a sound that can be challenging for beginning readers. Repeated practice leads to mastery.

★ Learn the sight word “has.” Practice tracing “has.”

has has has has
has has has has

★ Color the word “has.”



★ Trace the word “has.” Draw a line to the correct picture.

The bot has a bus.

The duck has a box.

The cat has a cup.



★ Point to the picture. Say the word. Trace the letters.

ch

ch ch ch ch ch


ch ch ch ch ch




lunch



punch



beach




peach

★ Point to the picture. Say the word. Trace the letters.


sh

sh sh sh sh sh

sh sh sh sh sh



dish



fish




crush



crash

★ Point to the picture. Say the word. Circle the ending digraph.



ch sh



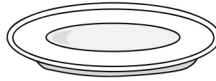
ch sh



ch sh



ch sh



ch sh




ch sh



ch sh



ch sh



ch sh




Point out to your child that the digraphs ch and sh can come at the beginning or at the end of a word.

★ Point to the picture. Say the word. Trace the letters.

-uck

uck uck uck uck uck

uck uck uck uck uck



duck



yuck



stuck



truck



The digraph ck can be found at the end of words like duck, lick, and back. This book introduces words that end in the pattern -uck.

★ Point to the picture. Say the word. Trace the letters.

gl

gl gl gl gl gl

gl gl gl gl gl



glad



glue



glove



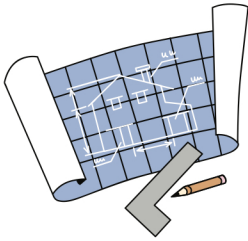
glass

★ Point to the picture. Say the word. Trace the letters.


pl

pl pl pl pl pl


pl pl pl pl pl




plan



plus








plum



plug

★ Circle the words that begin with the pl blend.



★ Point to the picture. Say the word. Trace the letters.

spl

spl spl spl spl spl

spl spl spl spl spl



splat

splat

splat

splat



splash

splash

splash


splash




The most common two-letter consonant blends are the l blends (bl, cl, fl, gl, pl, and sl). In this book, we also introduce a three-letter consonant blend with l, spl.

★ Circle the picture that begins with the blend on the left.

gl



pl



spl



pl



gl



pl



spl



gl




★ Point to the picture. Say the word. Trace the letters.


cr

cr cr cr cr cr


cr cr cr cr cr



crab



cross



crib




crash

★ Point to the picture. Say the word. Trace the letters.


dr

dr dr dr dr dr


dr dr dr dr dr




drum



drill



dress




dragon


★ Point to the picture. Say the word. Circle the beginning blend.




cr dr



cr dr




cr dr



cr dr



cr dr




cr dr



cr dr



cr dr



cr dr




After children master basic letter sounds, learning consonant blends like cr, dr, and gr helps them decode more complex words.

★ Point to the picture. Say the word. Trace the letters.

gr

gr gr gr gr gr


gr gr gr gr gr




grab



grave




grapes



grasshopper

★ Point to the picture. Say the word. Circle the beginning blend.




gl

gr




gl

gr



gl

gr



gl

gr



gl

gr



gl

gr



gl

gr



gl

gr



gl

gr



A fun way to practice the gl and gr blends with your child is to pretend to be a bear and a plane. Say the words "growl" and "glide" as you make motions like a bear and plane.

★ Point to the picture. Say the word. Trace the letters.

nch

nch nch nch nch nch

nch nch nch nch nch



lunch



munch



punch



crunch

★ Point to the picture. Say the word. Trace the letters.

-unk

unk unk unk unk unk

unk unk unk unk unk



bunk



junk



dunk



skunk

★ Point to the picture. Say the word. Trace the letters.

-ump

ump ump ump ump ump

ump ump ump ump ump




ump



j ump



p ump



h ump

★ Point to the picture. Say the word. Write the correct ending letters.

-ump

-unch

-unk



jump



dunk



pump




bunk



lunch



punk



hump



punch



junk

★ Circle the word that matches the picture on the left.



crunch

dunk

pump



jump

junk

lunch



pump

punk

punch



bunk

lunch

hump



munch

jump

ump



stump

skunk

sunk



pump

stump

skunk



lunch

bump

bun



Ending blends such as mp, nch, nk can be tricky for young children to master due to the precise oral motor coordination required. Repeated practice is key.

★ Point to the picture. Say the word. Trace the letters.

- uff

uff uff uff uff uff

uff uff uff uff uff




cuff

cuff

cuff

cuff



puff

puff

puff

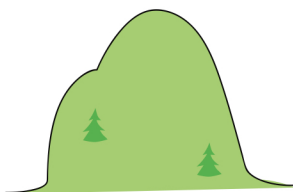
puff

★ Point to the picture. Say the word. Trace the letters.

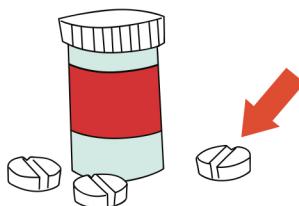
-ill

ill ill ill ill ill

ill ill ill ill ill




hill



pill











grill



drill

★ Match the word with the correct picture.

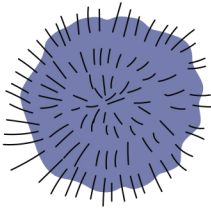
grill	•	•	
pill	•	•	
lunch	•	•	
cuff	•	•	
puff	•	•	
drill	•	•	
hill	•	•	
punch	•	•	

★ Point to the picture. Say the word. Trace the letters.

- UZZ

UZZ UZZ UZZ UZZ UZZ

UZZ UZZ UZZ UZZ UZZ



fuzz

fuzz

fuzz

fuzz



buzz

buzz

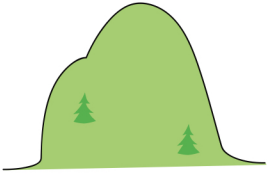
buzz

buzz

★ Point to the picture. Say the word. Write the correct short vowel.

i

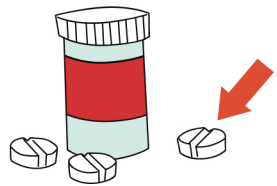
u



h i ll



b u zz



p i ll



gr i ll




sk u nk



c u ff



d u nk



dr i ll



p u ff



A strong vocabulary is pivotal for learning to read. Each Fat Cat Level I book presents about 200 decodable words for students to learn and master.

★ Point to the picture. Say the word. Trace the letters.

-ift

ift ift ift ift ift

ift ift ift ift ift



ift

ift

ift

ift



gift

gift

gift

gift

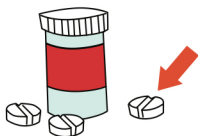
★ Match the word with the correct picture. Write the word.

lift




gift

hill



pill

buzz



hill

pill



lift

gift



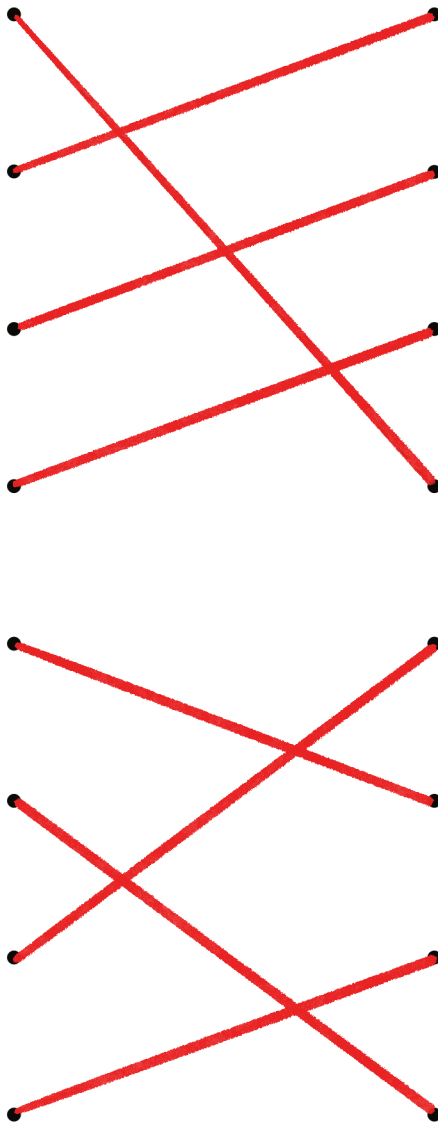
puff

puff



buzz

★ Match the pictures that rhyme.




★ Match the word with the picture. Write the word.

weld




lift

cut



drill

drill



cut

lift



weld

lug



zap

zap




lug

★ Point to the picture. Say the word. Circle the word that matches the picture.



cuff cop



grill drill



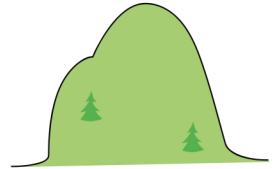
puff pump



gift lift




wet weld



hill held



dunk duck



hill hump



lunch lift

★ Point to the picture. Say the word. Write the correct ending letters.

-eld

-ift

-ill


-uff



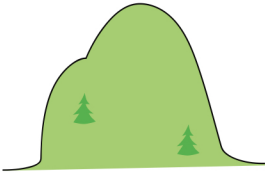
weld




cuff



drill



hill



puff



gift



lift



grill



held



In this exercise, students practice writing word endings. This helps them recognize and decode common phonetic patterns.

QUIZ 1

HOW MANY DID YOU GET CORRECT?
CHECK YOUR ANSWERS AT THE BACK

8

★ Circle the word that matches the picture on the left.



bun

bin

bot



cut

cop

can



mad

mop

mud



box

big

bus



fun

fat

fin



lug

leg

lab



sun

sit

sad



hit

hot

hug

QUIZ 2

HOW MANY DID YOU GET CORRECT?
CHECK YOUR ANSWERS AT THE BACK

12

★ Point to the picture. Say the word. Write the correct short vowel.

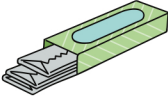
a

e

i

o

u



g u m



p a n



b u s




w e t



m o p



f o x



n u t



v e t



t u g



r e d



d i g



w i n

QUIZ 3


HOW MANY DID YOU GET CORRECT?
CHECK YOUR ANSWERS AT THE BACK

9


★ Point to the picture. Say the word. Circle the beginning blend.



gl gr



gr dr



dr gr



cr dr



gr gl



cr dr



dr gr



gl gr



gl gr

QUIZ 4

HOW MANY DID YOU GET CORRECT?
CHECK YOUR ANSWERS AT THE BACK

12

★ Point to the picture. Say the word. Circle the word that matches the picture.



duck yuck



drill grill



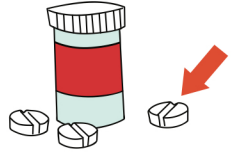
junk jump




cash cuff



hump hill



puff pill



grab glad



gift lift



fish dish



puff pump lunch punch



lunch punch



held weld